


LUCAS

ELECTRIC HORNS


SECTION
E

Model Interpretation

- | | | | |
|------|------------------------------------------------------------|------|-------------------------------------------------------------------------|
| HF | High frequency. | 1235 | All black finish. 4½" diameter. |
| WT | Windtone. | 1441 | Fitted with black tone disc nut and screw type terminals. 3¾" diameter. |
| 28 | External mounting, chromium plated finish. | 1748 | Under bonnet mounting, grey finish. 5" diameter. |
| 29 | Under bonnet mounting, black finish, detachable flare. | 1849 | 3¾" diameter. |
| 614 | Under bonnet mounting, black finish, non-detachable flare. | H | High note. |
| 618 | Under bonnet mounting, black finish, non-detachable flare. | L | Low note. |
| 1234 | Black and chromium plated finish. 4½" diameter. | M | Mute. |
| | | U | Loud tone (Export only). |




For detailed spare parts, see pages E2-E5



ELECTRIC HORNS

DETAILED SPARE PARTS



Part No.	†69002A/B WT29	†69003A/B WT29	‡69004A/D WT29	‡69005A/D WT29	*69006A/D WT28	*69007A/D WT28	†69008A/B WT29	*69011A/J WT614
Model	Low	High	Low	High	Low	High	Low	Low
Note	Black	Black	Black	Black	Chromium	Chromium	Black	Black
Finish	12	12	12	12	12	12	12	12
Voltage	(069504)	(069504)	—	—	—	—	(69054)	—
Replaced by (see footnote)								
§Bracket	690617	690617	—	—	690617	690617	690617	690617
Flare	690794	690794	690794	690794	690795	690795	690794	—
Gauze	—	—	—	—	690791	690791	—	—
Screw, flare fixing	144484	144484	144484	144484	144484	144484	144484	—
§Cover	600805	600805	600805	600805	600805	600805	600805	702575
Grommet, cover	690936	690936	690995	690995	690937	690937	690936	—
Support, cover	702626	702626	702626	702626	702626	702626	702626	702626
§Diaphragm	690813	690813	690813	690813	690813	690813	690813	702836
Washer, diaphragm packing	702569	702569	702569	702569	702569	702569	702569	702569
Contact set	690741	690741	690741	690741	690741	690741	690741	702687
Terminal block	690740	690740	690740	690740	690740	690740	690740	702683
§Resistance	702720	702720	702720	702720	702720	702720	702720	702720
§Sundry parts, set	690953	690953	690953	690953	690953	690953	690953	702722

Part No.	*69012A/J WT614	†69013A/B WT29	*69019A/B WT28	*69020A/B WT28	†69021A WT29	†69022A WT29	*69025A/B WT28	*69026A WT28
Model	High	Low	Low	High	Low	High	Low	High
Note	Black	Black	Chromium	Chromium	Black	Black	Chromium	Chromium
Finish	12	12	12	12	12	12	12	12
Voltage	—	(69054)	—	—	(069504)	(069504)	—	—
Replaced by (see footnote)								
§Bracket	690617	690617	690617	690617	690617	690617	690617	690617
Flare	—	690794	690795	690795	690794	690794	690795	690795
Gauze	—	—	690791	690791	—	—	690791	690791
Screw, flare fixing	—	144484	144484	144484	144484	144484	144484	144484
§Cover	702575	600805	690818	690818	600805	600805	690818	690818
Grommet, cover	—	690936	690936	690936	690936	690936	690936	690936
Support, cover	702626	702626	702626	702626	702626	702626	702626	702626
§Diaphragm	702851	690813	690813	690813	690813	690813	690813	690813
Washer, diaphragm packing	702569	702569	702569	702569	702569	702569	702569	702569
Contact set	702687	690741	690741	690741	690741	690741	690741	690741
Terminal block	702683	690740	690740	690740	690740	690740	690740	690740
§Resistance	702720	702720	702720	702720	702720	702720	702720	702720
§Sundry parts, set	702722	690953	690953	690953	690953	690953	690953	690953

Note. For replacement horn spare parts, see appropriate column under part number * See Supersession Chart
 † When ordering, quote part number shown in brackets ‡ Return unit for possible repair § Recommended spares for stock

ELECTRIC HORNS



DETAILED SPARE PARTS

Part No.	†69032A	†69033A	†69040A/B	†69041A/B	†69042A/B	†69044A/F	†69045A	69046A/F
Model	WT29U	WT29U	WT614	WT614	WT614	WT614	WT614	WT618
Note	Low	High	Low	Low	High	Low	High	Low
Finish	Black	Black	Black	Black	Black	Black	Black	Black
Voltage	12	12	12	24	24	12	12	12
Replaced by (see footnote)	(069504)	(069504)	(69054)	(69060)	(69061)	(69062)	(69063)	—
§Bracket	690617	690617	690617	690617	690617	690617	690617	707095
Flare	690794	690794	—	—	—	—	—	—
Screw, flare fixing	144484	144484	—	—	—	—	—	—
§Cover	702260	702260	702575	702575	702575	702575	702575	702575
Grommet, cover	690936	690936	—	—	—	—	—	—
Support, cover	702626	702626	702626	702626	702626	702626	702626	702626
§Diaphragm	690813	690813	702836	702836	702851	702836	702851	702836
Washer, diaphragm packing	702569	702569	702569	702569	702569	702569	702569	702569
Contact set	702687	702687	702687	702687	702687	702687	702687	702687
Terminal block	702683	702683	702683	702683	702683	702683	702683	—
§Resistance	702720	702720	702720	702733	702733	702720	702720	—
§Terminal block and resistance	—	—	—	—	—	—	—	702886
Mute	—	—	702614	—	—	—	—	—
§Sundry parts, set	690953	690953	702722	702722	702722	702722	702722	702722


Part No.	69047A/F	69054A/E	69055A/F	69056A/F	69060A	69060B	69061A/D	69062A/B
Model	WT618	WT618	WT618	WT618	WT614	WT614	WT614	WT614
Note	High	Low	Low	High	Low	Low	High	Low
Finish	Black	Black	Black	Black	Black	Black	Black	Black
Voltage	12	12	24	24	24	24	24	12
§Bracket	707095	707095	707095	707095	707095	707095	707095	690617
§Cover	702575	702575	702575	702575	702575	702575	702575	702575
Support, cover	702626	702626	702626	702626	702626	702626	702626	702626
§Diaphragm	702851	702836	54680138	54680139	54680138	54680138	54680139	702836
Washer, diaphragm packing	702569	702569	702569	702569	702569	702569	702569	702569
Contact set	702687	702687	702687	702687	702687	702687	702687	702687
Terminal block and resistance	702886	702886	702886	702886	702886	704237	702886	702886
Mute	—	702719	—	—	—	—	—	—
§Sundry parts, set	702722	702722	702722	702722	702722	702722	702722	702722

Part No.	69063B	69070A/D	69070E	69071A/D	69071E	69076A/D	69077A/D	69078A/D
Model	WT614	WT618	WT618	WT618	WT618	WT618	WT618	WT618
Note	High	High	High	Low	Low	Low	High	Low
Finish	Black	Black	Black	Black	Black	Black	Black	Black
Voltage	12	12	12	12	12	12	12	12
§Bracket	690617	707095	707095	707095	707095	707095	707095	707095
§Cover	702575	702575	702575	702575	702575	702575	702575	702575
Grommet, cover	—	—	690995	—	690995	690995	690995	690995
Support, cover	702626	702626	702626	702626	702626	702626	702626	702626
§Diaphragm	702851	702851	702851	702836	702836	702836	702851	702836
Washer, diaphragm packing	702569	702569	702569	702569	702569	702569	702569	702569
Contact set	702687	702687	702687	702687	702687	702687	702687	702687
Terminal block and resistance	702886	702886	702886	702886	702886	702886	702886	702886
§Sundry parts, set	702722	702722	702722	702722	702722	702722	702722	702722

For illustrations, see page E2

Note. For replacement horn spare parts, see appropriate column under part number
§ Recommended spares for stock

† When ordering, quote part number shown in brackets



ELECTRIC HORNS

DETAILED SPARE PARTS

Part No.	69079A/D	†69080A/B	†69081A/B	69082A/D	†69083A/B	†69084A/B	†69085A	†69086A	69087A
Model	WT618	WT618	WT618	WT618	WT618	WT618	WT618	WT618	WT618
Note	High	Low	High	Low	Low	High	High	Low	Low
Finish	Black	Black	Black	Black	Black	Black	Black	Black	Black
Voltage	12	12	12	12	12	12	24	24	12
Replaced by (see footnote)	—	(69076)	(69077)	—	(69046)	(69047)	(69056)	(69055)	—
§Bracket	707095	707095	707095	707095	707095	707095	707095	707095	707095
§Cover	702575	702575	702575	702575	702575	702575	702575	702575	702575
Grommet, cover	690995	690995	690995	690995	—	—	—	—	—
Support, cover	702626	702626	702626	702626	702626	702626	702626	702626	702626
§Diaphragm	702851	702836	702851	702836	702836	702851	54680139	54680138	702836
Washer, diaphragm packing	702569	702569	702569	702569	702569	702569	702569	702569	702569
Contact set	702687	702687	702687	702687	702687	702687	702687	702687	702687
Terminal block and resistance	702886	702886	702886	702886	702886	702886	702886	702886	702886
§Sundry parts, set	702772	702722	702722	702722	702722	702722	702722	702722	702722

Part No.	†69088A	†69089A	69090A	69091A/B	69092A/B	69092D	69108A	69109A
Model	WT618	WT618	WT618	WT618	WT618	WT618	WT618	WT618
Note	Low	High	High	High	Low	Low	Low	High
Finish	Black	Black	Black	Black	Black	Black	Black	Black
Voltage	12	12	12	12	12	12	12	12
Replaced by (see footnote)	(69082)	(69070)	—	—	—	—	—	—
§Bracket	707095	707095	707095	707095	707095	707095	707095	707095
§Cover	702575	702575	702575	54680574	54680574	54680655	702575	702575
Grommet, cover	690995	690995	—	—	—	—	690995	690995
Support, cover	702626	702626	702626	702626	702626	702626	702626	702626
§Diaphragm	702836	702851	702851	702851	702836	702836	702836	702851
Washer, diaphragm packing	702569	702569	702569	702569	702569	702569	702569	702569
Contact set	702687	702687	702687	702687	702687	702687	702687	702687
Terminal block and resistance	702886	702886	702886	54680536	54680536	54680536	702886	702886
§Sundry parts, set	702722	702722	702722	702722	702722	702722	702722	702722

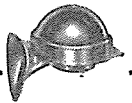
Part No.	†70001A/F	†70025A/E	†70026A/E	70048A/J	†70063A/F	70067A/H	70070A/H	†70071A/F	†70092A
Model	HF1441	HF1444	HF1444	HF1441	HF1748	HF1748	HF1748	HF1748	HF1441
Note	—	—	—	—	Low	Low	High	High	—
Finish	Black	Black	Black	Black	Poly-chromatic Grey	Black	Black	Poly-chromatic Grey	Black
Voltage	6	6	12	6	12	12	12	12	6
Replaced by (see footnote)	(70048)	(70140)	(069344)	—	(069448)	—	—	(069474)	(70140)
§Bracket	700776	700776	700776	701851	704651	704651	704651	704651	700776
Tone disc, flat or dished	701829	701829	701829	701829	703626	703626	703626	703626	701829
Nut, tone disc	178931	178931	178931	178931	703663	703663	703663	703663	178931
Washer, cover and diaphragm packing	—	—	—	—	703628	703628	703628	703628	—
§Diaphragm and armature	700714	700714	700714	700714	703726	703726	703727	703727	700714
Nut, diaphragm locking	184000	184000	184000	184000	701314	701314	701314	701314	184000
§Contact set	703233	703233	703233	703233	703722	703722	703722	703722	703233
Terminal block	703004	703004	703004	703004	—	—	—	—	703004
Seal, rubber, terminal plate	—	—	—	—	704742	704742	704742	704742	—
§Sundry parts, set	703235	703235	703235	703235	703724/S	703724/S	703724/S	703724/S	703235

For illustrations, see page E2

Note. For replacement horn spare parts, see appropriate column under part number
§ Recommended spares for stock

† When ordering, quote part number shown in brackets

ELECTRIC HORNS



DETAILED SPARE PARTS

Part No.	70140A	70141A/B	70142A/D	†70146A/B	†069206	†069207	†069213
Model	HF1441	HF1849	HF1849	HF1849	HF1235	HF1228	HF1235
Finish	Black	Zinc Plated	Black and Chromium	Black	Black	Black	Black
Voltage	6	12	6	6	12	12	12
Replaced by (see footnote)	—	—	—	(70142)	(069344)	(069248)	(069344)
§Bracket	700776	—	—	—	701686	701639	701639
Grille or foot	—	—	—	—	—	‡701494	—
Tone disc, flat	701829	—	—	—	700213	700213	700213
Tone disc, corrugated	—	705108	705108	705108	703339	—	703339
Nut, tone disc	178931	—	705114	—	178931	178931	178931
Screw, adjusting	—	705098	705098	705098	—	—	—
Nut, adjusting screw	—	165498	166019	165498	—	—	—
Washer, adjusting screw	—	131674	131674	131023	—	—	—
Cover	—	705085	705085	705085	—	701909	—
Grommet, cover	—	—	—	—	—	729378	—
Screw, cover and bracket fixing	—	—	—	—	141666	—	141666
Screw, cover fixing	—	113030	113030	113030	144500	116841	144500
Ring, cover sealing	—	705068	705068	705068	—	—	—
Support, cover	—	705086	705086	705086	—	—	—
Washer, cover and diaphragm pack- ing	—	—	—	—	700238	700238	700238
§Diaphragm and armature	700714	—	—	—	¶703112	703112	¶703112
Nut, diaphragm locking	184000	—	—	—	¶703988	—	¶703988
§Contact set	703233	—	—	—	¶184000	—	¶184000
Terminal block	703004	—	—	—	703233	700230	703233
§Sundry parts, set	703235	—	—	—	703004	703004	703004
					703235	—	703235

Part No.	†069214	069225	069248	069343	069344	†069348	†069376
Model	HF1235	HF1234	HF1234	HF1235	HF1235	HF1235	HF1235
Finish	Black	Black and Chromium	Black and Chromium	Black	Black	Black	Black
Voltage	6	6	12	6	12	6	6
Replaced by (see footnote)	(069343)	—	—	—	—	(069343)	(069343)
§Bracket	701639	701686	701639	700168	701639	701686	701686
Tone disc, flat	700213	700213	700213	700213	700213	700213	700213
Tone disc, corrugated	703339	703339	703339	703339	703339	703339	703339
Nut, tone disc	178931	178931	178931	178931	178931	178931	178931
Grommet, cover	141666	145481	145481	141666	141666	141666	141666
Screw, cover and bracket fixing	144500	145491	145491	144500	144500	144500	144500
Washer, cover and diaphragm pack- ing	700238	700238	700238	700238	700238	700238	700238
§Diaphragm and armature	¶703112	¶703112	¶703112	¶703112	¶703112	¶703112	¶703112
Nut, diaphragm locking	¶703988	¶703988	¶703988	¶703988	¶703988	¶703988	¶703988
§Contact set	¶184000	¶184000	¶184000	¶184000	¶184000	¶184000	¶184000
Terminal block	703233	703233	703233	703233	703233	703233	703233
§Sundry parts, set	703004	703004	703004	703004	703004	703004	703004
	703235	703235	703235	703235	703235	703235	703235


Part No.	†069399	069405	†069430	069448	069474	069504	†069515
Model	HF1235	HF1235	HF1235	HF1748	HF1748	WT618	HF1235
Note	—	—	—	Low	High	—	—
Finish	Black	Black	Black	Grey	Grey	Black	Black
Voltage	12	24	24	12	12	12	12
Replaced by (see footnote)	(069344)	—	(069405)	—	—	—	(069344)
§Bracket	701686	701686	701639	704651	704651	—	703280
Grille or foot	—	—	—	§700920	§700920	—	—
Tone disc, flat	700213	700213	700213	703626	703626	This number	700213
Tone disc, corrugated	703339	703339	703339	—	—	consists of	703339
Nut, tone disc	178931	178931	178931	703663	703663	WT618	178931
Screw, cover and bracket fixing	141666	141666	141666	—	—	matched	141666
Screw, cover fixing	144500	144500	144500	—	—	pair	144500
Washer, cover and diaphragm pack- ing	700238	700238	700238	703628	703628	69046	700238
§Diaphragm and armature	¶703112	¶703112	¶703112	703726	703727	(low note)	¶703112
Nut, diaphragm locking	¶703988	¶703408	¶704308	701314	701314	and	¶703988
§Contact set	¶184000	¶184000	¶184000	703722	703722	69047	¶184000
Terminal block	703233	703233	703233	—	—	(high note)	703233
Seal, rubber, terminal plate	703004	703004	703004	—	—	—	703004
§Sundry parts, set	703235	703235	703235	704742	704742	—	703235
				703724	703724	—	

For illustrations, see page E2

Note. For replacement horn spare parts, see appropriate column under part number
§ Recommended spares for stock ¶ For use with flat tone disc and fixed air gap

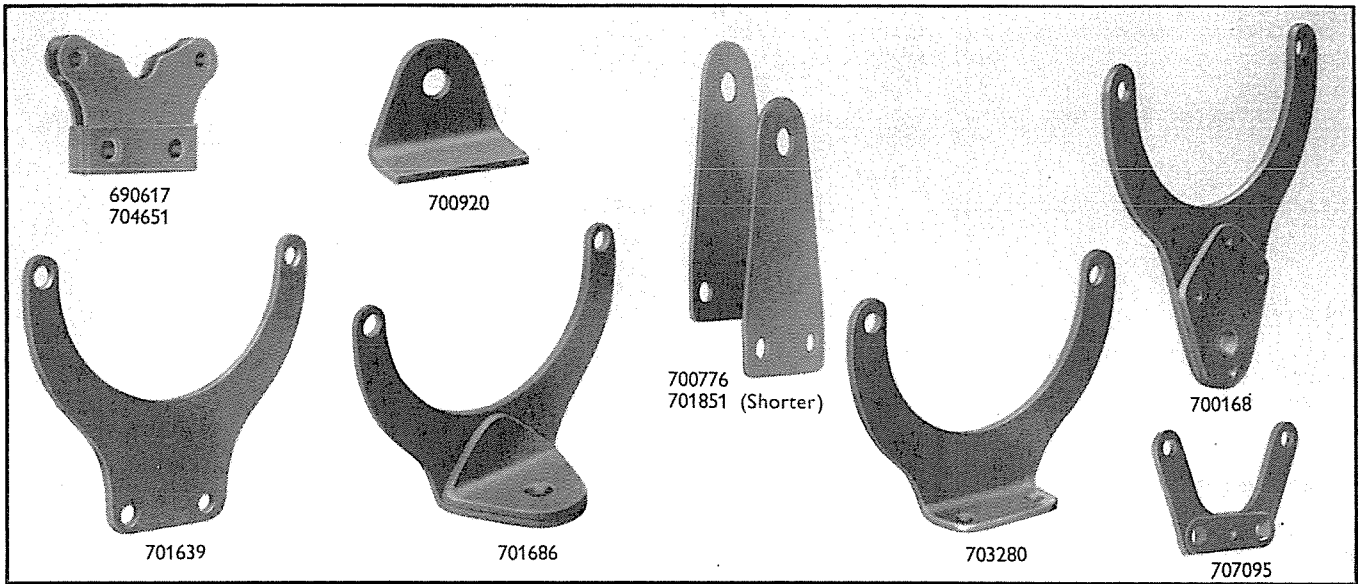
† When ordering, quote part number shown in brackets
¶ For use with corrugated tone disc and adjustable air gap

‡ Grille
§ Fixing foot



ELECTRIC HORNS

HORN BRACKETS

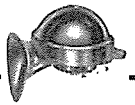


Part No.	Horn Model	Horn to Bracket		Bracket to Mounting		Part No.	Horn Model	Horn to Bracket		Bracket to Mounting	
		Fixing hole diameter	Fixing hole centres	Fixing hole diameter	Fixing hole centres			Fixing hole diameter	Fixing hole centres	Fixing hole diameter	Fixing hole centres
690617 704651	WT28 WT29 WT614	.281"	2.625"	.316"	1.25"	701686	HF1234 HF1235	.266"	4.00"	.406"	—
700168	HF1234 HF1235	.266"	4.00"	.406"	—	701851	HF1441	.390"	—	.191"	1.25"
700776	HF1441 HF1444	.390"	—	.265"	1.25"	703280	HF1234 HF1235	.265"	4.00"	.266"	1.25"
700920	HF1235	.231"	1.25"	.406"	—	704651	HF1748	.252"	2.25"	.316"	1.25"
701639	HF1228 HF1235	.234"	4.00"	.266"	1.25"	707095	WT618	.228"	2.281"	.266"	1.25"

HORN PUSHES


Part No.	Model	Method of Fixing	Special Features	Replaced by
31000	48	2" clip	Black finish	31269 and 380260 clip
31010	48	1 1/4" clip	Black finish	31269 and 380527 clip
31071	SS5	Single hole; nut fixing	Chrome bezel; plain black knob	31107
31107	SS5	Single hole; nut fixing	Chrome bezel; plain walnut knob	—
31269	48	Flat base	Black finish	—
76201	HP19	2-hole flange fixing	Brown; button marked 'BELL'	—
76204	4A	3/8" clip	Chrome	—
76205	HP19	2-hole flange fixing	Moulded body; black knob	—
76208	HP19S	2-hole fixing	Moulded body; cream knob	76218
76210	4A	1" clip	Chrome	—
76211	HP19	2-hole flange fixing	Moulded body; cream knob	76205
76213	4A	2-hole fixing	Similar to 76210, but less clip	76210
76216	HP19	2-hole flange fixing	Moulded body; brown knob	—
76218	HP19	2-hole fixing	Moulded body; black knob	—
76224	HP79	Push-on; retaining spring clip	Black finish	—
76225	HP18A	Push-on; retaining spring clip	Black cover and knob	—
76228	HP19	2-hole flange fixing	Black cover and knob	76205
76229	HP79	Push-on; retaining spring clip	Grey cover; silvered button	—
76231	HP79	Push-on; retaining spring clip	Dummy horn push; grey cover; decorative button	—

HORN PUSHES



Model Interpretation

4A	Horn push; chromium plated; bar fixing.	HP79	Horn push; retaining spring clip fixing.
SS5	Horn push; single nut fixing; non-detachable knob.	48	Horn push.
HP18A	Horn push; hexagonal metal body.	HD77	Combined horn push and dipper switch.
HP19	Horn push; moulded body and knob	HD78	Combined horn push and dipper switch.
25SA	Combined horn push and dipper switch		



DETAILED SPARE PARTS

Part No. Model Replaced by (see footnote)	†31000A 48 (31269 and clip 380260)	†31010A/B 48 (31269 and clip 380527)	†31071A SS5 (31107)	31107A SS5	31269A 48	76201A/D HP19
Button and cover	380737	380737	—	—	380737	—
Contact mount	380722	380722	—	—	380722	—
§Screw, terminal	120610	120610	120584	120584	120610	144910
Clip, fixing	380260	380527	—	—	—	—
§Screw, fixing	113156	113156	—	—	113156	—
§Nut, fixing	—	—	180670	180670	166160	—
Washer, spring	—	—	185188	185188	—	—
Washer, fixing	—	—	158350	158350	185012	—
Base, insulating	380731	380731	—	—	380731	—
Base, diecasting	380738	380738	—	—	—	—

Part No. Model Replaced by (see footnote)	76204A 4A	76205A/D HP19	†76208A/D HP19S (76218)	76210A/D 4A	†76211A/D HP19 (76205)	†76213A/D 4A (76210)
§Screw, terminal	119520	144910	144910	119520	144910	119520
Clip, fixing	762229	—	—	762250	—	—
§Screw, fixing	135481	—	—	135481	—	—
§Nut, fixing	169147	—	—	169147	—	—

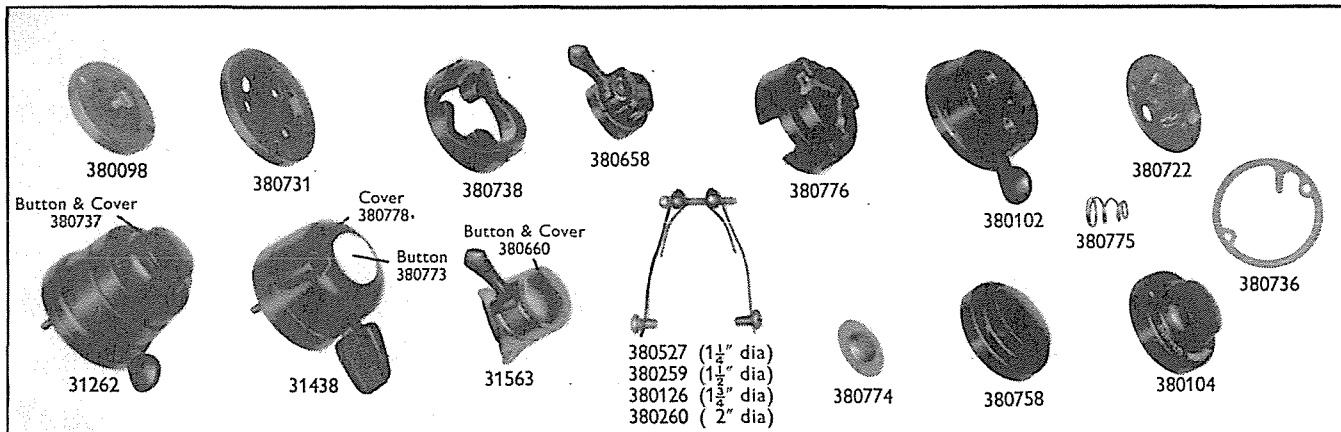
Part No. Model Replaced by (see footnote)	76216A/B HP19	76218B HP19S	76224B/D HP79	76225A HP18A	†76228A/B HP19 (76205)	76229A HP79	76231A HP79
Button or knob	—	—	380824	—	—	380545	380548
Cover	—	—	380823	—	—	380859	380859
§Screw, terminal	144910	144910	—	—	144910	—	—
Contact set, with spring	—	—	380837	—	—	380837	—
Set of fixing parts	—	—	380838	—	—	380838	380838

Note. For replacement horn push spare parts, see appropriate column under part number
 § Recommended spares for stock

† When ordering, quote part number shown in brackets



HORN PUSH AND DIPPER SWITCHES



Part No.	Model	Method of Fixing	Special Features	Replaced by
†31040	HD77	1 1/2" clip	Black finish; insulated return	31262
†31061	17	1 1/2" clip	Black finish; cover marked 'D' 'H'	31262
31076	17	Flat base; 1 1/2" fixing screws	Black finish; cover marked 'D' 'H'	31262
31262	HD77	Flat base; 1 1/2" fixing screws	Black finish; insulated return	—
31263	HD77	Flat base; 2" fixing screws	Black finish; insulated return	31262
†31305	17	1 1/2" clip	Brown finish; cover marked 'D' 'H'	31262
†31324	HD77	1 1/2" clip	Black finish; earth return	31262
31325	HD77	Flat base; 2-hole fixing	Black finish; earth return	31262
31326	17	1 1/2" screw	Black finish	31262
†31329	17	1 1/2" clip	Black finish; cover marked 'D' 'H'	31262
†31386	17	1 1/2" clip	Brown finish; cover marked 'D' 'H'	31262
31418	17	Flat base; 1 1/2" fixing screws	Black finish; cover marked 'D' 'H'	31262
31438	HD78	2-hole clamp fixing	White button; black cover	—
31442	17	Flat base	Brown finish; cover marked 'D' 'H'	31262
31563	25SA	2-hole flange fixing	Plated cover and button; black lever	—
380148	16	Flat base; 2-hole fixing	Black finish; cover marked 'D' 'H'	31262
†380150 (†31329)	17	1 1/2" clip	Black finish; cover marked 'D' 'H'	31262
380168	28	Flat base; 2-hole fixing	Black finish	31262
380191 (†31418)	17	Flat base; 1 1/2" fixing screws	Black finish; cover marked 'D' 'H'	31262
380234	15A	Flat base; 2-hole fixing	Black finish	31262

† In the interests of standardisation, this unit is now serviced by a standard replacement which is supplied less diecast base and clip. Past experience has shown that in normal circumstances the original base and clip do not need replacing and can be refitted to the new switch. However, should the replacement of these parts be necessary, they may be ordered separately.

The parts available are as follows:

Clip, 1 1/4" diameter Part No. 380527 Clip, 1 1/4" diameter Part No. 380126 Base, diecast Part No. 380738
 Clip, 1 1/2" diameter Part No. 380259 Clip, 2" diameter Part No. 380260

‡ Five figure number allocated

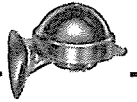
DETAILED SPARE PARTS

Part No.	†31040A/D	†31061A	†31076A	31262A/B	†31263A	31305A
Model	HD77	17	17	HD77	HD77	17
Replaced by (see footnote)	(31262 and clip 380259)	(31262 and clip 380527)	(31262)	—	(31262)	(31262 and clip 380259)
Button and cover	380737	380758	380758	380737	380737	380758
Contact mount or shell	380722	380098	380098	380722	380722	380098
Base or body and lever	380738	380738	—	—	—	380738
Base, insulating	380731	380731	380731	380731	380731	380731
Body and contact	380102	380102	380102	380102	380102	380102
§Screw, terminal	120610	124300	124300	120610	120610	124300
§Nut, fixing	—	—	166160	166160	166160	—
Screw, fixing	113417	113156	113156	113417	113417	113156
Washer, fixing screw	—	—	185012	185012	185012	—
Clip, fixing	380259	380527	—	—	—	380259

Note. For replacement horn push spare parts, see appropriate column under part number
 § Recommended spares for stock

† When ordering, quote part number shown in brackets

HORN PUSH AND DIPPER SWITCHES



DETAILED SPARE PARTS

Part No.	†31324A HD77 (31262 and clip 380259)	†31325A HD77 (31262)	†31326A 17 (31262)	†31329A 17 (31262 and clip 380259)	†31386A 17 (31262 and clip 380527)	†31418A 17 (31262)	31438A/B HD78 —
Button and cover	380737	380737	380758	380758	380758	380758	—
Button or knob	—	—	—	—	—	—	380773
Contact mount or shell	380722	380722	380098	380098	380098	380098	‡380774
§Spring, contact	—	—	—	—	—	—	380775
Cover	—	—	—	—	—	—	380778
Base or body and lever	380738	—	—	380738	380738	—	—
Base, insulating	380731	380731	380731	380731	380731	380731	—
Body and contact	380102	380102	380102	380102	380102	380102	380776
§Screw, terminal	120610	120610	124300	124300	124300	124300	135481
§Washer, terminal screw	—	—	—	—	—	—	185012
Screw, earth terminal	—	—	—	—	—	—	106734
§Nut, fixing	—	166160	166160	—	—	—	166160
Screw, fixing	113417	113417	113156	113156	113156	113156	113156
Washer, fixing screw	—	185012	185012	—	—	—	185012
Clip, fixing	380259	—	—	380259	380527	—	—
Connector, earth	380736	380736	—	—	—	—	—

Part No.	†31442A 17 (31262)	31563A/D 25SA —	†380148 16 (31262)	†380150 17 (31262 and clip 380259)	†380168 28 (31262)	†380191 17 (31262)	†380234 15A (31262)
Button and cover	380758	380660	—	—	380104	—	—
Contact mount or shell	380098	—	—	—	380105	—	—
Base or body and lever	—	380658	—	380738	—	—	—
Base, insulating	380731	—	—	—	—	—	—
Body and contact	380102	—	—	—	—	—	—
§Screw, terminal	124300	120610	—	124300	124300	124300	—
§Nut, fixing	166160	—	—	—	—	—	—
Screw, fixing	113156	—	—	—	113417	—	—
Washer, fixing screw	185012	—	—	—	—	—	—
Clip, fixing	—	—	—	380259	—	—	—

VEHICLE APPLICATION REFERENCE

HORNS

69046 WT618. Windtone; black finish; low note; 12 volt.
 69047 WT618. Windtone; black finish; high note; 12 volt.
 A.C. Cars 16 1957; 'Ace' and 'Aceca' 1955-60.
 Alvis 3 litre 1956-57.
 Armstrong Siddeley All Models (later) 1955-60.
 Aston Martin All Models 1955-60.
 Austin A35 1957-60; A40 1955-56 and 1959-60;
 A50 1955-57; A55 1958-60; A90 and A95
 1955-59; A99 1959-60; A105 and 'Princess'
 Mk. IV 1957-59; A135, 'Princess', Ambulance,
 Hearse and Hire Car 1956-60; 'Metropolitan'
 1957-60; '152' Range 1957-60; LD Models,
 '301' Range, Series III (optional) and Series IVFF
 Trucks, Petrol Tanker, Coach and '101' Van
 1959-60; Series IVFG Trucks 1960.
 Bedford SB Type Coach and Chassis 1956-58.
 Bristol '405' 1956-58.
 Citroen All Models (except 2CV) 1955-60.
 Commer ED Van and Pick-up Truck 1955-60;
 'Cob' and 'Superpoise' 1957-60; 4 and 6 ton
 Forward Control 1959-60; 5 and 7 ton Forward
 Control, 'Avenger' Fire Tender or Pump
 1956-60.
 Daimler All Models 1955-60.
 Dodge All 12 volt Models (alternative fitment)
 1956-60.
 Elva 'Courier' 1959-60.
 Fairthorpe All Models (optional) 1959-60.
 Hillman 'Minx' 1955-59; 'Husky' Series I 1955-60.
 Humber 'Hawk' 1955-60; 'Super Snipe' 1956-60.
 Jensen '541' and '541R' 1954-60.
 Karrier 'Bantam' and 1½ ton Passenger 1957-60;
 'Gamecock' (later) 1956-60.

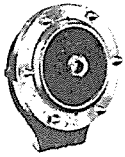
69046 and 69047—continued
 Lagonda 3 litre 1958.
 Lanchester 'Sprite' 1955-56.
 Layton 'Jomar' (T.V.R.) 1959-60.
 M.G. 'Midget' 1955; MGA and 'Magnette'
 1956-60.
 Morris 'Minor' (Export U.S.A. and Canada) 1956;
 'Minor 1000' 1957-60; 'Cowley' (Export U.S.A.
 and Canada) 1955-56; 'Cowley' 1957-59;
 'Oxford' and 'Hindustan' 1956-60; 'Isis' 1956-58;
 Quarter Ton Van (G.P.O.) 1954-60; Half Ton
 Van and Pick-up Truck 1956-60.
 Morris Commercial 'JB' Van, LC and LD Models
 1959-60; 'J2' 1957-60; Series III and Series
 IVFF Trucks (optional) 1958-60; Series IVFG
 Trucks 1960.
 Nash 'Metropolitan' 1957-60.
 Peerless 'Gran Turismo' 1959-60.
 Reliant 'Regent Four' Van 1960.
 Riley All Models 1956-60.
 Rover All Models (except 'Landrover') 1956-60.
 Singer 'Hunter' and 'S' Model 1956; 'Gazelle'
 1957-59.
 Smith's Delivery Vehicles Mobile Shop (alternative)
 1956-58.
 Standard 'Eight', 'Ten', 'Companion' and 6 cwt.
 (later) 1956-57; 'Vanguard' and 12 cwt. Models
 1956-60.
 Sunbeam 'Alpine' Models 1955-57 and 1959-60;
 'Rapier' 1956-59.
 Tornado 'Typhoon' 1959-60.
 Triumph TR2 and TR3 1956-60.
 Vauxhall 'Victor' 1958; 'Wyvern' and 'Velox'
 1956-57.
 Wolseley All Models (later) 1956-60.

69054 WT618. Windtone; black finish; special
 muted tone; 12 volt.
 Austin Taxi 1948-60.
 Beardmore Taxi Mk. VII 1955-58.
 Morris 'Oxford' Taxi and Hire Car 1947-51.
 69055 WT618. Windtone; black finish; low note;
 24 volt.
 69056 WT618. Windtone; black finish; high note;
 24 volt.
 Bedford SB Type Coach and Chassis (24 volt)
 1958.
 Commer 'Avenger' (Rootes TS3 Diesel engine)
 1954-56.
 Dodge 24 volt models 1954-60.
 69060 WT614. Windtone; black finish; low note;
 24 volt.
 69061 WT614. Windtone; black finish; high note;
 24 volt.
 Commer 'Avenger' (Rootes TS3 Diesel engine)
 1955.
 Dodge (Perkins R6 Diesel Models) 1954-58.
 69062 WT614. Windtone; black finish; low note;
 12 volt.
 69063 WT614. Windtone; black finish; high note;
 12 volt.
 Bentley Mk. VII 1952-54; 'Continental' 1952-57;
 Model 'S' 1955-57.
 Rolls-Royce 'Silver Wraith' 1952-54; 'Silver Dawn'
 1953-55.

Note. For replacement horn push spare parts, see appropriate column under part number
 † Contact plate § Recommended spares for stock

† When ordering, quote part number shown in brackets

continued



HORN PUSH AND DIPPER SWITCHES

VEHICLE APPLICATION REFERENCE—*continued*

HORNS—*continued*

- 69070 WT618. Windtone; black finish; high note; 12 volt.
69071 WT618. Windtone; black finish; low note; 12 volt.
Bentley Model 'S' Saloon (Export U.S.A.) 1958-59.
Rolls-Royce 'Silver Cloud' 1956-59.
- 69074 WT29. Windtone; black finish; low note; 12 volt.
69075 WT29. Windtone; black finish; high note; 12 volt.
Bentley 4½ litre 1946-51.
Rolls-Royce 'Silver Wraith' 1946-51.
- 69076 WT618. Windtone; black finish; low note; 12 volt.
Bentley Model 'S' and 'Continental' (Export France) 1958-59.
Rolls-Royce 'Silver Wraith' 1955-59; 'Silver Cloud' (Export France) 1956-59.
- 69077 WT618. Windtone; black finish; high note; 12 volt.
Bentley Model 'S' and 'Continental' 1958-59.
Rolls-Royce 'Silver Wraith' 1955-59; 'Silver Cloud' 1956-59.
- 69078 WT618. Windtone; black finish; low note; 12 volt.
69079 WT618. Windtone; black finish; high note; 12 volt.
Rolls-Royce 'Silver Wraith' (special body) 1955-59.
- 69082 WT618. Windtone; black finish; low note; 12 volt.
Bentley Model 'S' and 'Continental' 1958-59.
Rolls-Royce 'Silver Cloud' 1956-59.
- 69087 WT618. Windtone, uprated; black finish; low note; 12 volt.
Alvis 3 litre 1958-60.
Austin B.M.C. 3 litre 'Princess' 1960.
Standard 'Ensign' 1959-60.
Triumph 'Herald' 1959-60.
- 69090 WT618U. Windtone, uprated; black finish; high note; 12 volt.
Alvis 3 litre 1958-60.
Austin B.M.C. 3 litre 'Princess' 1960.
Triumph 'Herald' (optional) 1959-60.
- 69091 WT618. Windtone; black finish; high note; Lucar connectors; 12 volt.
69092 WT618. Windtone; black finish; low note; Lucar connectors; 12 volt.
Commer ½ ton Forward Control Van and Passenger and 'Cob' Series II 1960.
Hillman 'Minx' De Luxe Series IIIA 1959-60; 'Husky' Series II 1960.
Singer 'Gazelle' IIIA 1959-60.
Sunbeam 'Rapier' III 1959-60.
- 69108 WT618. Windtone; black finish; low note; 12 volt.
69109 WT618. Windtone; black finish; high note; 12 volt.
Bentley Model 'S2' 1960.
Rolls-Royce 'Silver Cloud' II 1960.
- 70048 HF1441. High frequency; black finish; 6 volt.
Batavus 3-wheeler 1949.
Douglas 'Handy Van' 1949-50.
George Fitt Invalid Carriage 1951-55.
Invacar Invalid Carriage 1951-55.
Light Delivery Vans 'Bi-Van' and 'Tri-Van' 1949-51.
Leonard Gundle 'Handy Motor' 1951-55.
Reliant All 6 volt Models 1946-55.
Standard 8 1946-48.
Vernon's Industries Invalid Carriage 1951-54.
Wessex Industries Delivery Van 1952-55.
- 70067 HF1748. High frequency; black finish; low note; 12 volt.
70070 HF1748. High frequency; black finish; high note; 12 volt.
Bentley Mk. VI and Mk. VII (Export) 1951-54; 'Continental' Sports 1952-54 and 1960.
Rolls-Royce 'Silver Wraith' (Export) and 'Silver Dawn' (Export) 1953-59.
- 70140 HF1441. High frequency; black finish; 6 volt.
Barrett 'Midget' Invalid Car 1954; All-weather 1954-55.
Bedford 5/6 and 10/12 cwt. Van 1946-47; 30 cwt., 2/3, 3/4 and 5 ton Trucks and Tractor 1946-50.
Reliant 'Regal' Car 1956-58; 5 cwt. Van (6 volt) 1956-59.
Tippen Invalid Carriage 1955-56.
Vauxhall 10 and 12 1946-47.
- 70141 HF1849. High frequency; black finish; 6 volt.
Austin 'Seven' 1959-60.
Frisky All Models 1958-60.
Hillman 'Minx Special' Series III 1958-59; 'Husky' Series I 1958-60.
Lotus Mk. VII and Mk. VIII (Ford 100E engine) 1958.
Morris 'Mini-minor 850' 1959-60.
Morrison Electriccars BM, D1, D4, E, F, FL and P90 Models 1957.
Reliant 'Regal' Car and 5 cwt. Van (12 volt) 1959-60; 'Regent Four' Van 1959.
- 70142 HF1849. High frequency; black and chrome finish; 6 volt.
Citroen 2CV 1957-60.
- 069225 HF1234. High frequency; black and chrome finish; 6 volt.
Invacar Invalid Carriage 1951-55.
Morgan 3-wheeler 1948-52.
Lambourne 'Lamb-Kar' 1952-54.
- 069248 HF1234. High frequency; black and chrome finish; 12 volt.
M.G. 'Midget' 1946-49.
Morrison Electriccars BM, D1, F, FL and GT 1955; P90 1955-56.
Rover 14 and 16 1946-47.
Wolseley 12 1946-48.
- 069343 HF1235. High frequency; black finish; 6 volt.
Suitable for the majority of vehicles fitting 6 volt high frequency horns.
- 069344 HF1235. High frequency; black finish; 12 volt.
Suitable for the majority of vehicles fitting 12 volt high frequency horns.
- 069405 HF1235. High frequency; black finish; 24 volt.
Dodge (Perkins R6 Diesel Models) 1954-60.
Commer 'Avenger' (Rootes TS3 Diesel engine) 1954-60.
Bedford 'S' Type Trucks and Tractors 1958.
- 069448 HF1748. High frequency; polychromatic grey finish; low note; 12 volt.
Aston Martin DB3/S 1956.
Austin A30 'Seven' (alternative) (later) 1954; 'Cambridge' 1955; 'Healey '100' and '100M' 1954-56; '100 Six' 1957-59; '3000' 1959-60.
Cargo Truck 1954-55;
Cooper 'Monaco' Sports 1959-60.
Jaguar 3½ litre Mk. VII 1953-58; Mk. VIII and Mk. IX 1957-60; 2.4 litre and 3.4 litre 1958-60; 3.8 litre 1960; XK Models (except XK-SS) 1953-60.
- 069474 HF1748. High frequency; polychromatic grey finish; high note; 12 volt.
Aston Martin DB3/S (Competition 2-seater) 1956.
Austin 'Cambridge' 1955; Healey '100' and '100M' 1954-56; '100 Six' 1957-59; '3000' 1959-60.
Jaguar 3½ litre Mk. VII 1953-58; Mk. VIII and Mk. IX 1957-60; 2.4 litre 1956-60; 3.4 litre 1958-60; 3.8 litre 1960; XK Models 1953-60.
- 069504 (pair) WT618. Windtone; comprises low note 69046, high note 69047 and relay 33116; 12 volt.
Suitable for the majority of vehicles fitting 12 volt windtone horns.

HORN PUSHES

- 31107 SSS
Harborough Construction Battery Vehicle 1951-54.
- 31269 48
H.R.G. 9 and 12 1946-52.
M.G. 'Midget' 1953.
Morris Quarter Ton Van 1960.
- 76201 HP19 (Used as bell push)
Daimler DC27 Ambulance 1949-54.
- 76204 4A
Light Delivery Vehicles 'Bi-Van' and 'Tri-Van' 1949-51.
- 76205 HP19
Frisky Saloon 1958; Coupé 1959; 'Family Three' 1960.
Douglas Battery Vehicle 1950-54.
Jaguar XK-SS 1958.
Larmar Engineering Invalid Carriage 1948-54.
M.G. 'Midget' 1954; MGA Models 1956-60.
Morgan All Coupé Models 1949-54; 'Plus Four' 1955-60; 'Four Four' 1956-60.
- 76210 4A
A.C. Cars Invalid Carriage 1952-53.
George Fitt Invalid Carriage 1951-55.
Leonard Gundle 'Handy Motor' 1951-55.
- 76216 HP19
Singer 4AC and 4AD 1952 and 1955.
- 76218 HP19
Morgan 2-seater and 4-seater Models 1946-54.
- 76224 HP79
Standard 'Family Eight', 6 cwt. Van and Pick-up Truck 1956.
- 76225 HP18A
Jensen 'Jen-Tug' 1953-54.
Morris 5 cwt. 1946-51.
- 76229 HP79 (Used as decorative steering wheel centre)
Lotus Mk. VII 1958.

HORN PUSH AND DIPPER SWITCHES

- 31262 HD77
Allard 'J', 'J2' and 'J2X' 1949-55; 'J2R' 1956.
Aston Martin DB3/S 1956.
- 31438 HD78
Austin Series III Trucks, Coach and Tanker 1956-60; 'Gipsy' 1958-60.
- 31438—*continued*
Cooper 'Monaco' 1959-60.
Elva 'Courier' 1959-60.
Jensen 'Tempo 1500' 1958-60.
Lotus Mk. IX 1958-59.
Morris Commercial 3KNC 1956-59; Series III Trucks, Tanker and Coach 1957-60.
- 31438—*continued*
Reliant 'Regal' Car and 5 cwt. Van 1959; 'Regent Four' Van 1959-60.
Tippen Invalid Carriage 1955-56.
- 31563 25SA
Tippen Invalid Carriage 1960.